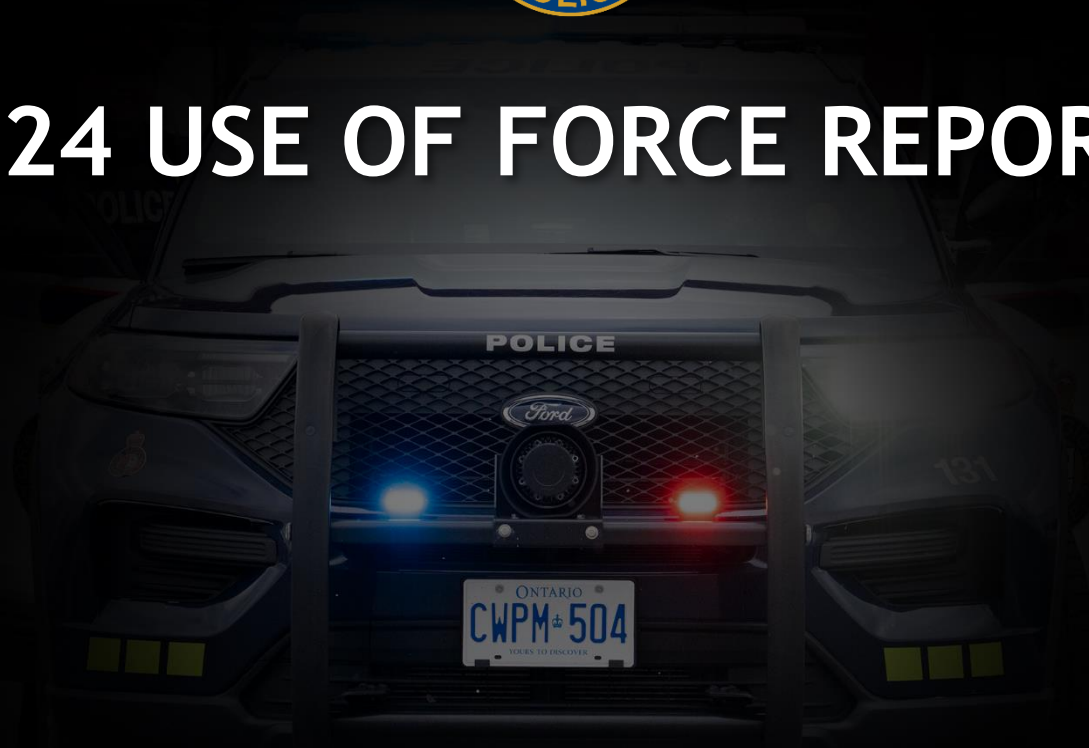




# 2024 USE OF FORCE REPORT



**Insp. B. Steer**  
**Sgt. R. Ho**

Training and Education Bureau  
Corporate Development Services  
April 23, 2025

Deeds Speak





# INTRODUCTION

**TOTAL NUMBER OF CALLS FOR SERVICE:**  
**405,726**

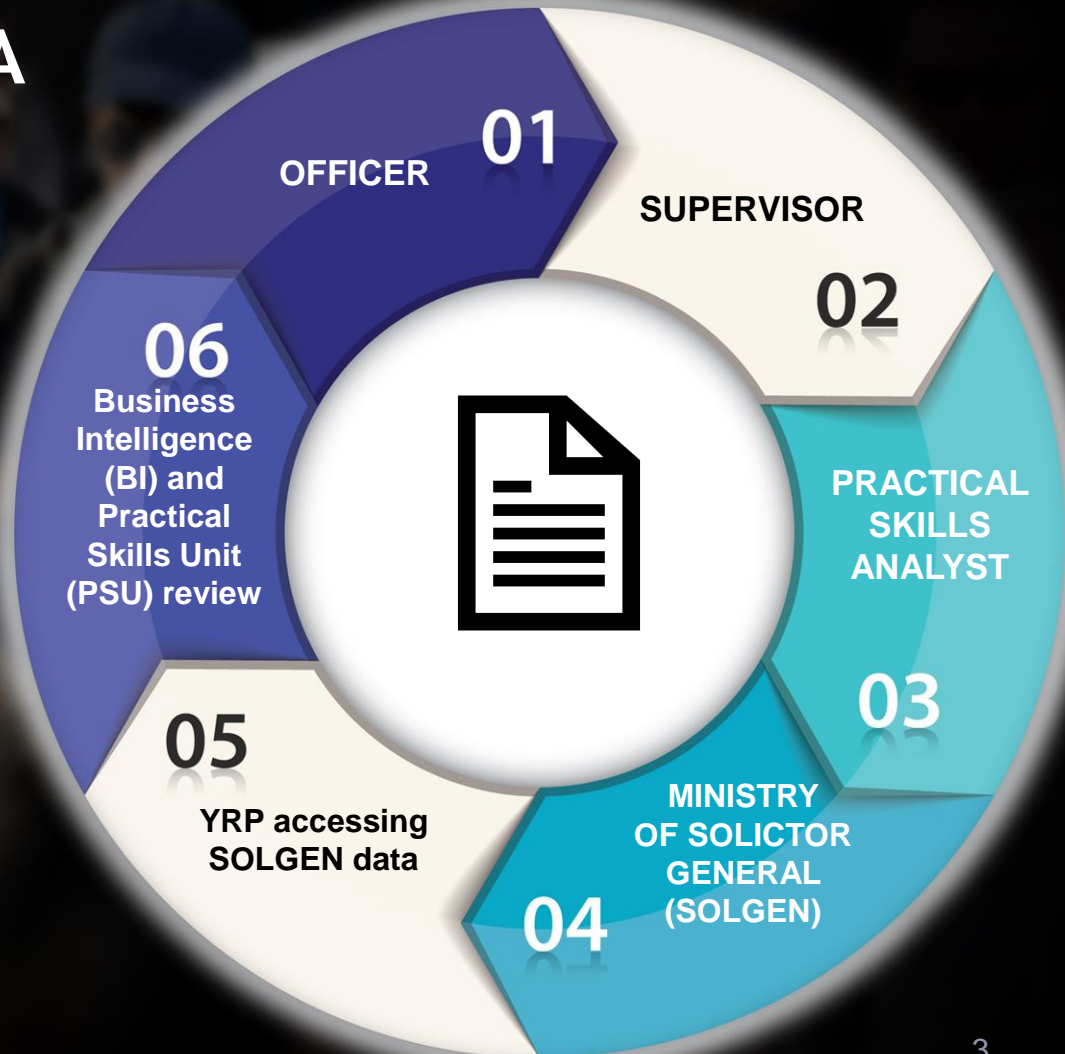
**NUMBER OF USE OF FORCE INCIDENTS:**  
**269**

**PERCENTAGE OF INCIDENTS THAT INVOLVED USE OF FORCE:**  
**0.066%**



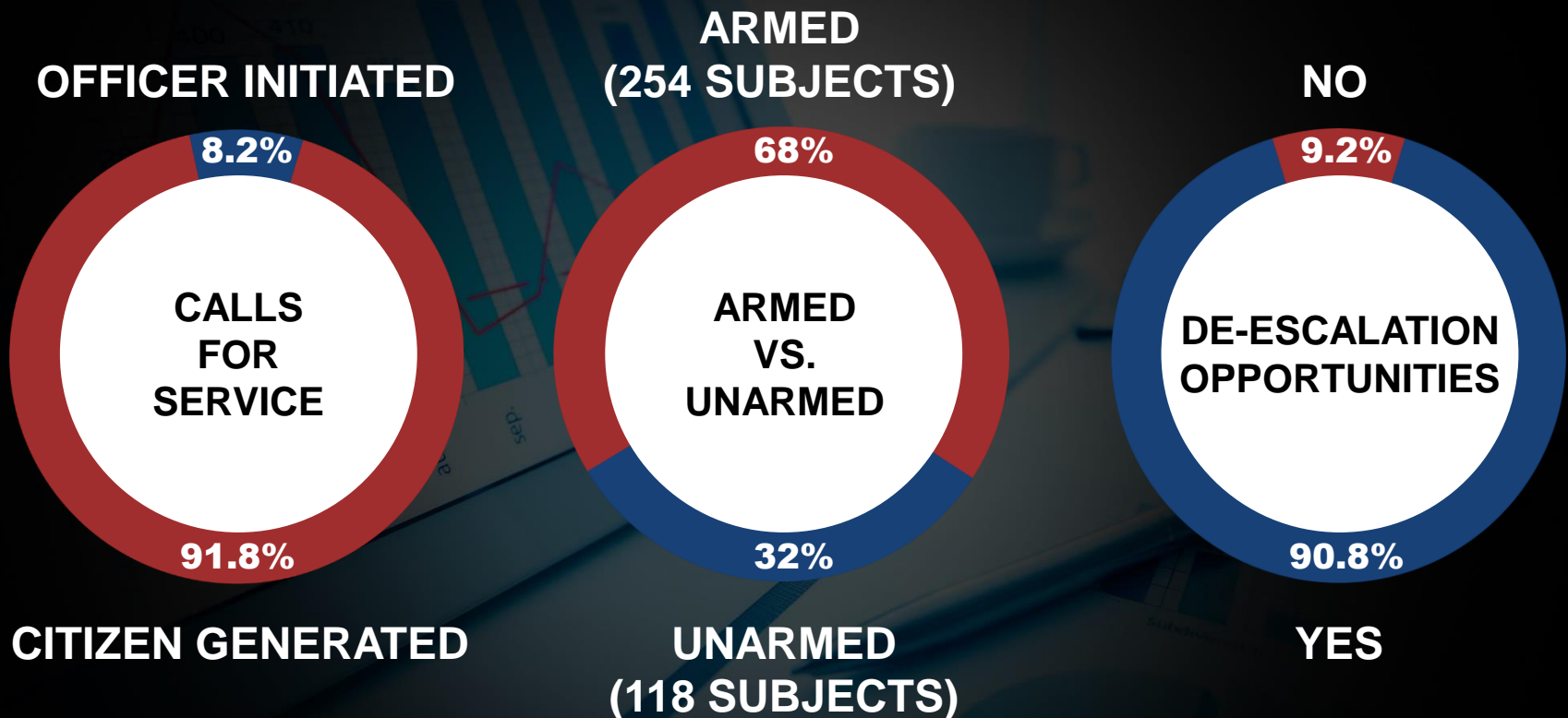
# 2024 USE OF FORCE / RACE IDENTITY BASED DATA

In 2023, York Regional Police began working collaboratively with the Ontario Police College and the Ministry of the Solicitor General to improve our data validation procedures and transparency.



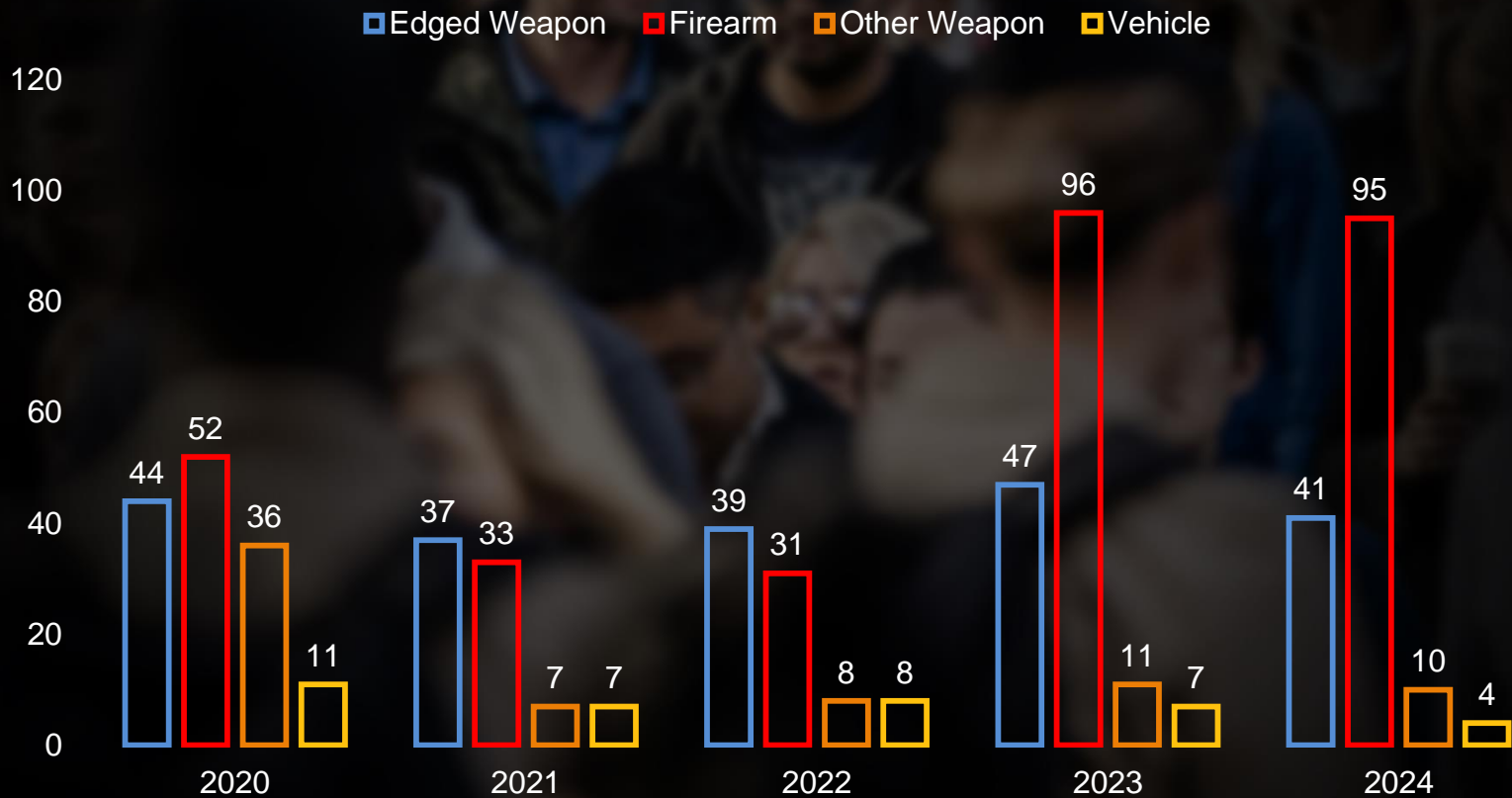


# 2024 USE OF FORCE



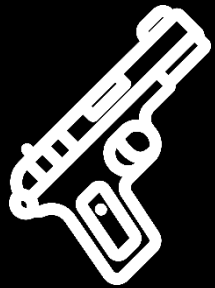


# 2024 USE OF FORCE: INCIDENTS WITH ARMED SUBJECTS





## WEAPONS USED BY **SUBJECTS**



**FIREARM**

**71%**

**(181 SUBJECTS)**



**EDGED WEAPON**

**22%**

**(55 SUBJECTS)**



**BLUNT FORCE**

**10%**

**(12 SUBJECTS)**



**VEHICLE**

**4%**

**(6 SUBJECTS)**





# USE OF FORCE **OPTIONS**



**PHYSICAL  
CONTROL**

**18%**



**POLICE SERVICE  
DOG**

**2%**



**AEROSOL  
DEPLOYED**

**0.3%**



**CEW  
DISPLAYED**

**17%**



**CEW  
DEPLOYED**

**8%**



**FIREARM  
POINTED**

**48.7%**



**FIREARM  
DISCHARGED**

**6%**



# USE OF FORCE **APPLIED**



**PHYSICAL  
CONTROL**

**96** ▲

**88 IN 2023**



**FIREARM  
DISCHARGED**

**19** ▲

**9 IN 2023**



**FIREARM  
POINTED**

**152** ▼

**165 IN 2023**



**CEW  
DISPLAYED**

**52** ▼

**62 IN 2023**



**CEW  
DEPLOYED**

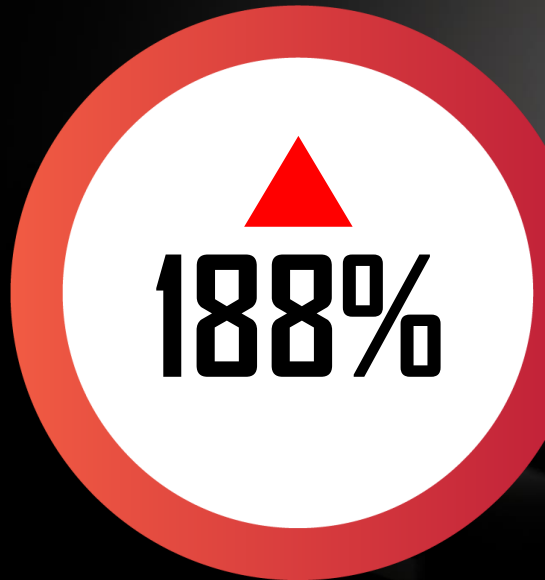
**24** ▲

**19 IN 2023**





# FIREARM-RELATED ENCOUNTERS: 2020 – 2024



2020 – 2024 FIREARM ENCOUNTERS


2023>2024 FIREARM ENCOUNTERS:21%



# RACE IDENTITY BASED DATA

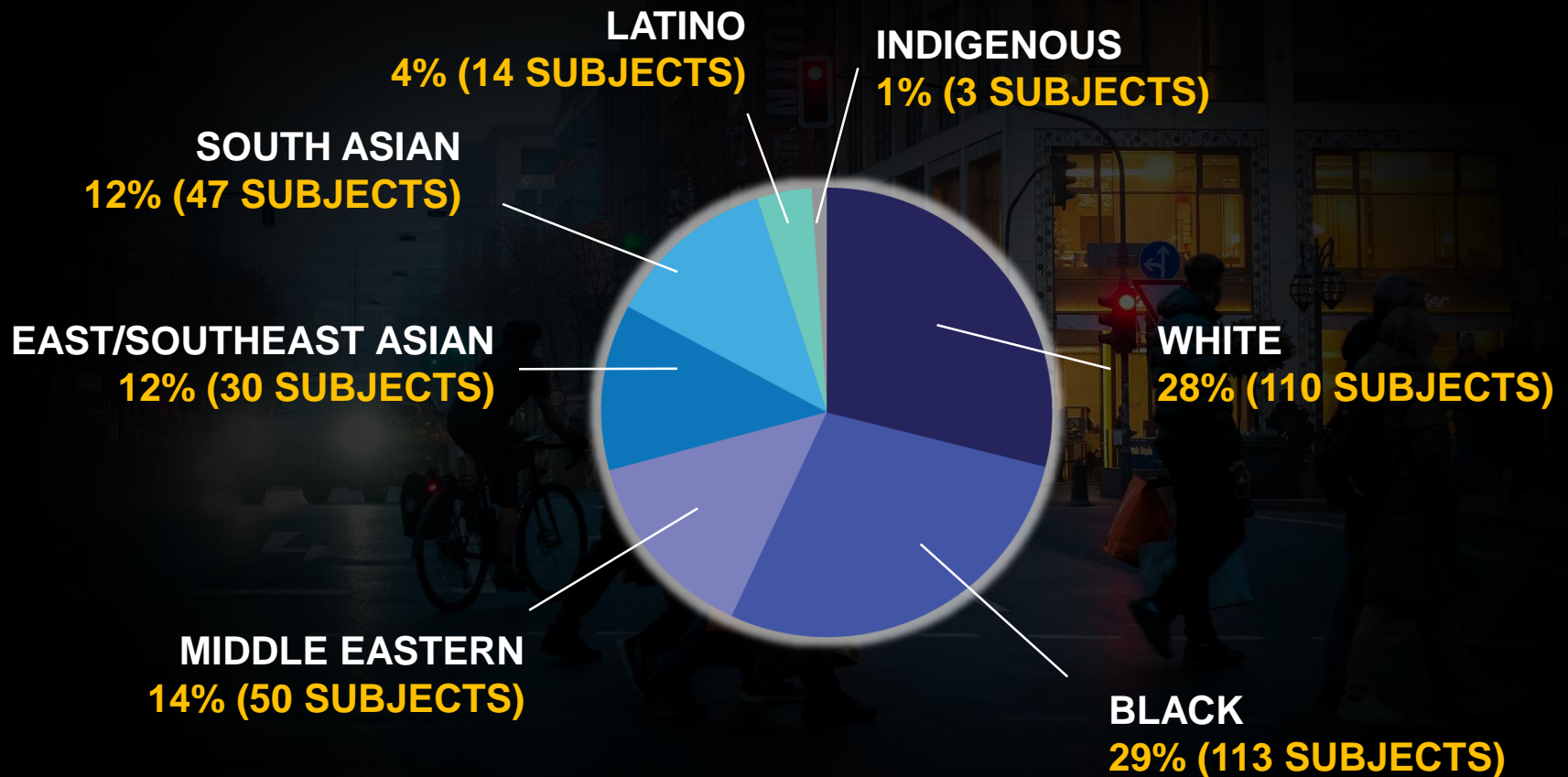
As of January 1, 2020, under the Anti-Racism Act, police services in Ontario have been mandated to collect data on the perceived race of individuals involved in use of force incidents. The 7 Race-Based categories include:

- White
- Black
- Middle Eastern
- East/South East Asian
- South Asian
- Latino
- Indigenous




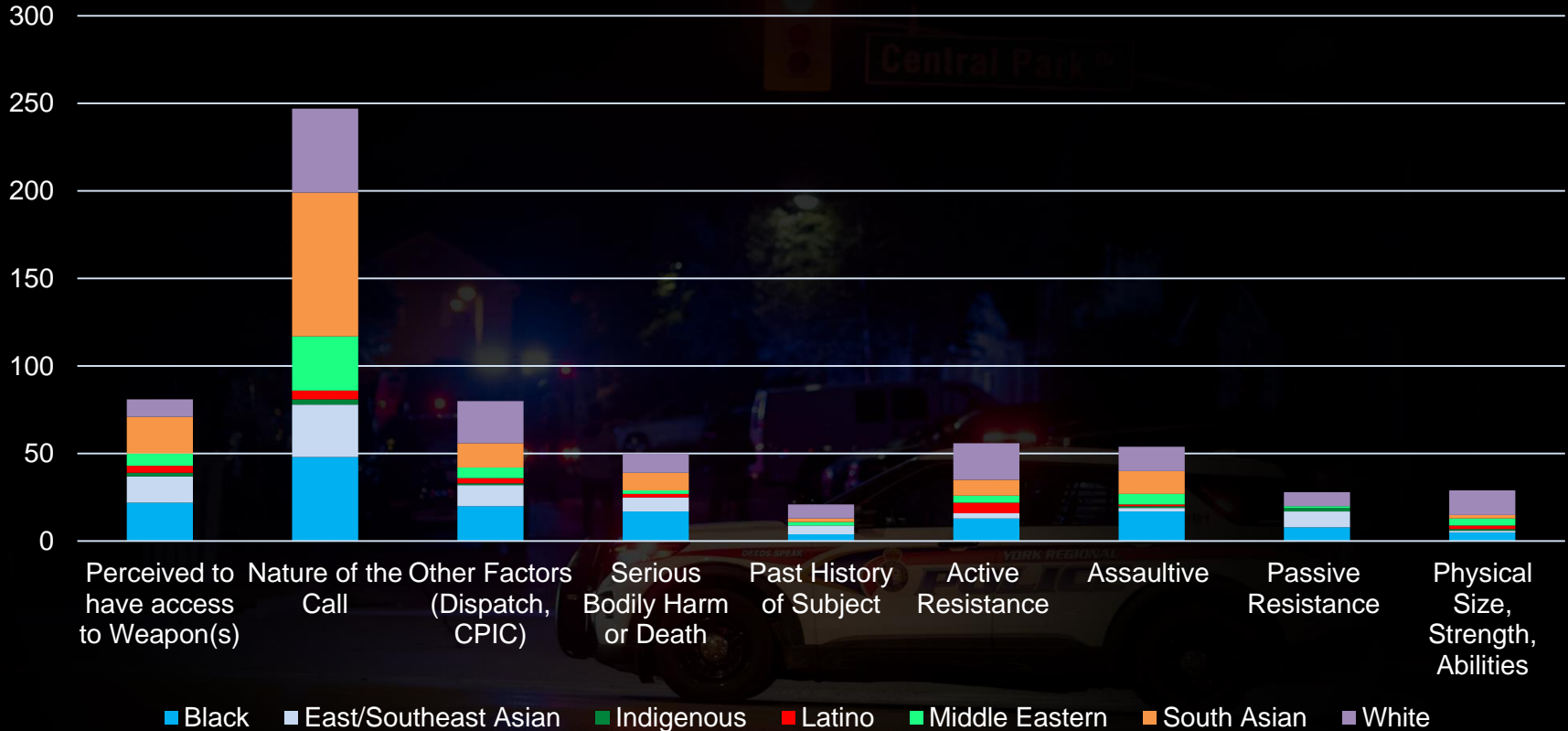


# SUBJECT RACE DATA





# UNARMED SUBJECTS



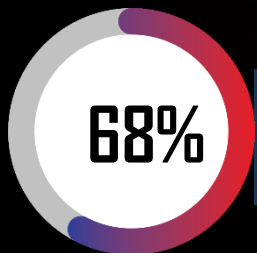
**OF ALL USE OF FORCE INCIDENTS WERE  
CITIZEN-GENERATED CALLS.**



# ARMED SUBJECTS' PERCEIVED RACE

## FIREARM

WHITE	37
BLACK	76
EAST/SOUTHEAST ASIAN	13
MIDDLE EASTERN	27
SOUTH ASIAN	20
INDIGENOUS	1
LATINO	7
UNKNOWN	0
<b>TOTAL</b>	<b>181</b>



**OF ALL USE OF FORCE INCIDENTS INVOLVED AN  
ARMED SUBJECT(S).**

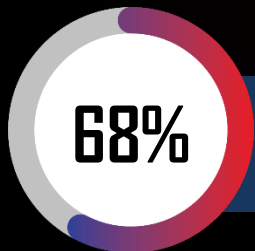




# ARMED SUBJECTS' PERCEIVED RACE

## EDGED WEAPON

WHITE	17
BLACK	7
EAST/SOUTHEAST ASIAN	4
MIDDLE EASTERN	8
SOUTH ASIAN	18
INDIGENOUS	0
LATINO	1
UNKNOWN	0
<b>TOTAL</b>	<b>55</b>



**OF ALL USE OF FORCE INCIDENTS INVOLVED AN  
ARMED SUBJECT(S).**



# SUBJECTS' RESIDENCY



42.5%

**INVOLVED NON-YORK RESIDENTS.  
A 10% INCREASE FROM 2023**



# OFFICER ASSIGNMENTS AND CHARACTERISTICS



**PATROL**

**72%**



**INVESTIGATIVE**

**6%**



**ERU**

**20%**



**CANINE**

**2%**

**72%**

**INVOLVED FRONTLINE UNIFORM MEMBERS**



# 2024 DE-ESCALATION STRATEGIES



90.8%

A donut chart with a green outer ring and a white inner circle. The green ring represents 90.8% of the total, while the white circle represents the remaining 9.2%.

**OF THE 269 USE OF FORCE INCIDENTS,  
DE-ESCALATION STRATEGIES WERE USED  
90.8% AS AN ALTERNATIVE METHOD.**

**TOTAL NUMBER OF CALLS FOR SERVICE:**

**405,726**

**NUMBER OF USE OF FORCE INCIDENTS:**

**269**

**USE OF FORCE RATIO:**

**0.066%**

# SUMMARY



Significant increase in officers encountering armed subjects, with **68%** of encounters involving individuals who were armed. Over the past five years, incidents involving subjects armed with firearms have increased by **188%**.



Despite an increase of firearm encounters, YRP Use of Force incidents remain the lowest in the GTA. **92%** of Use of Force incidents resulted from citizen-generated calls.



Despite the evolving dynamics of modern policing, YRP continues to maintain one of the lowest use of force ratios in the province.



Training continues to enhance our capabilities in de-escalation, effective interaction with persons in crisis, officer decision-making, and the use of innovative policing technologies to improve public safety.





# THANK YOU

Insp. B. Steer  
Sgt. R. Ho

Training and Education Bureau  
Corporate Development Services  
April 23, 2025

Deeds Speak

