

APPENDIX F – TRENDS IN CRIME STATISTICS

Table F1 - Criminal Code Violations by Crime Types, January-June 2020-2021

Indicator	Jan - Jun 2021	Jan - Jun 2020	2020-21 Variance (Actual)	2020-21 Variance (%)
Crimes Against Persons	4,485	4,148	337	8.1
Crimes Against Property	10,299	10,534	- 235	-2.2
Other Criminal Code	2,373	2,376	- 3	-0.1
Drug Violations	922	729	193	26.5
Total Criminal Code Violations (Ex. Traffic)	18,345	18,096	249	1.4
Traffic Violations	1,924	1,974	- 50	-2.5

Note: The number of criminal incidents decreased almost 23% in York Region at the onset of COVID-19 pandemic restrictions and then gradually increased throughout the summer months and again dropped during winter months.

Table F2 - Criminal Code Violations by Crime Types, July-December 2020 - January-June 2021

Indicator	Jan - Jun 2021	Jul - Dec 2020	2020-21 Variance (Actual)	2020-21 Variance (%)
Crimes Against Persons	4,485	4,681	- 196	-4.2
Crimes Against Property	10,299	10,808	- 509	-4.7
Other Criminal Code	2,373	2,049	324	15.8
Drug Violations	922	737	185	25.1
Total Criminal Code Violations (Ex. Traffic)	18,345	18,618	- 273	-1.5
Traffic Violations	1,924	2,095	- 171	-8.2

Note: The number of criminal incidents decreased almost 23% in York Region at the onset of COVID-19 pandemic restrictions and then gradually increased throughout the summer months and again dropped during winter months.

Chart F1 – Total Criminal Code Violations (excluding Traffic) by Month, 2019-2021

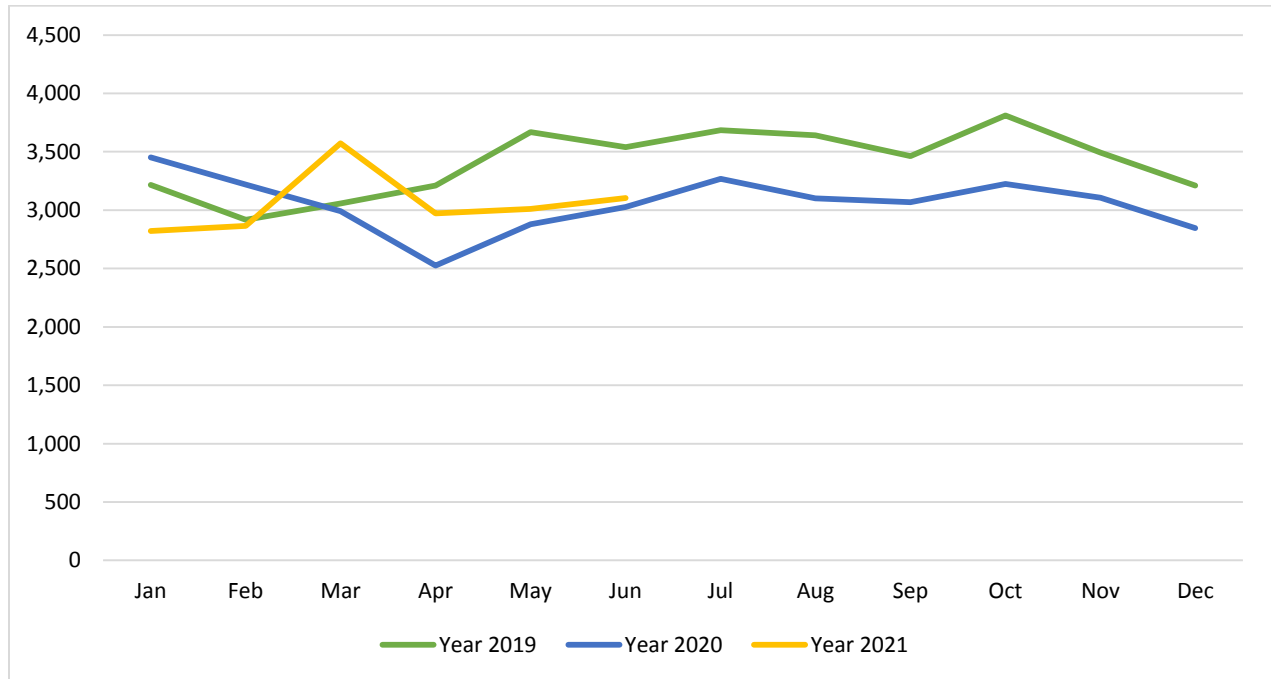


Chart F2 – Crimes Against Persons by Month, 2019-2021

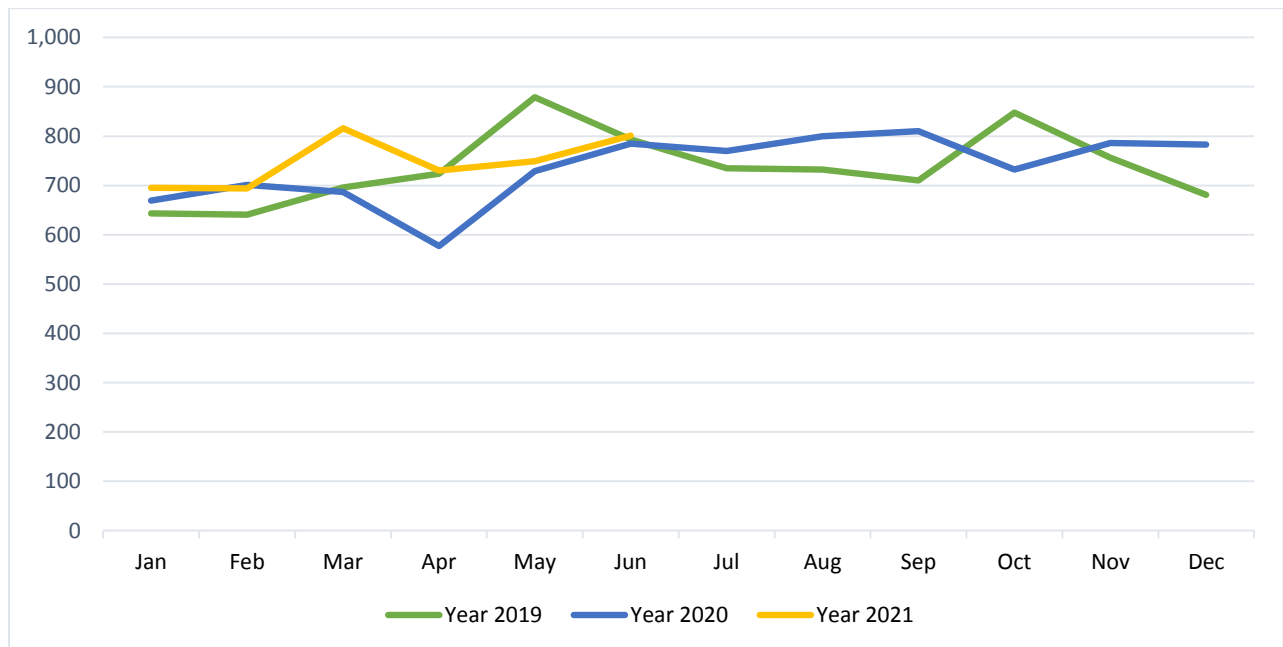


Chart F3 – Crimes Against Property by Month, 2019-2021

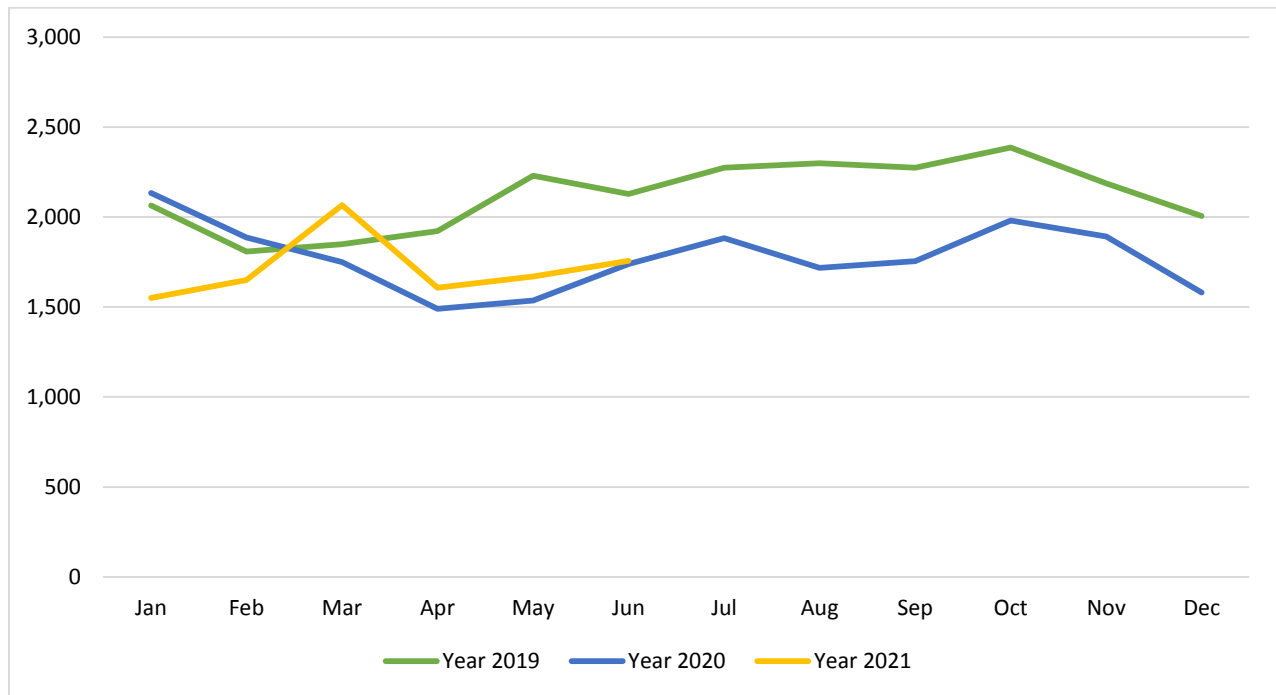


Chart F4 – Other Criminal Code Violations by Month, 2019-2021

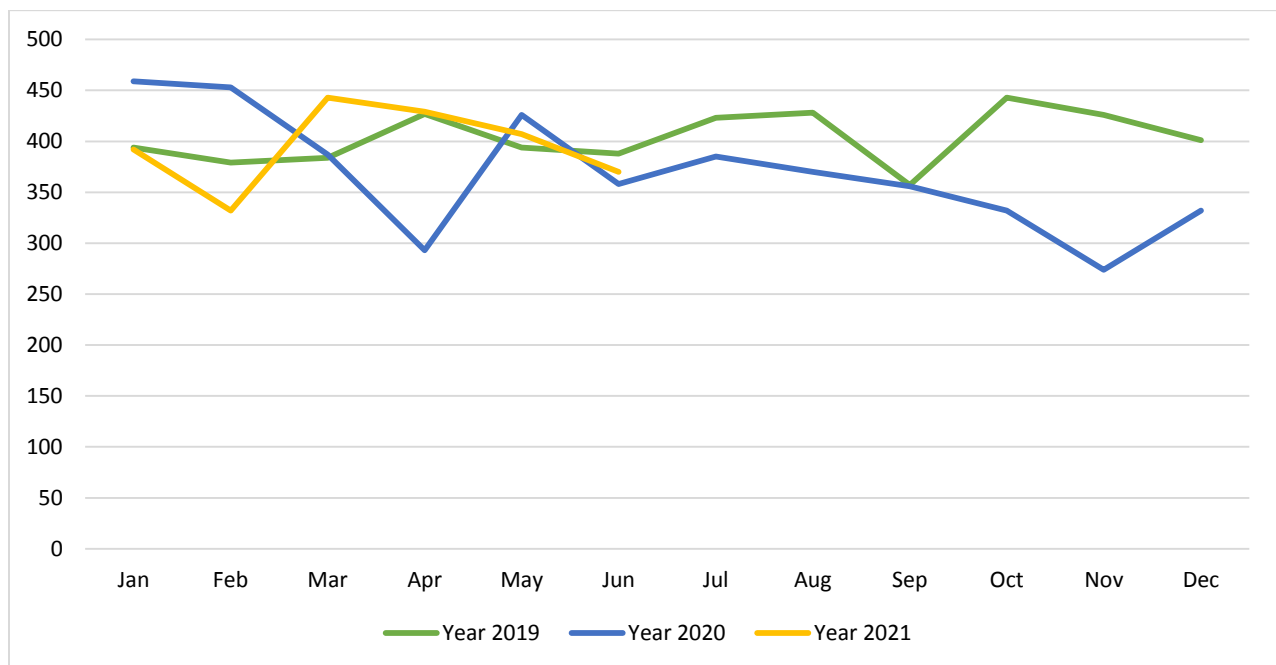


Chart F5 – Drug Violations by Month, 2019-2021

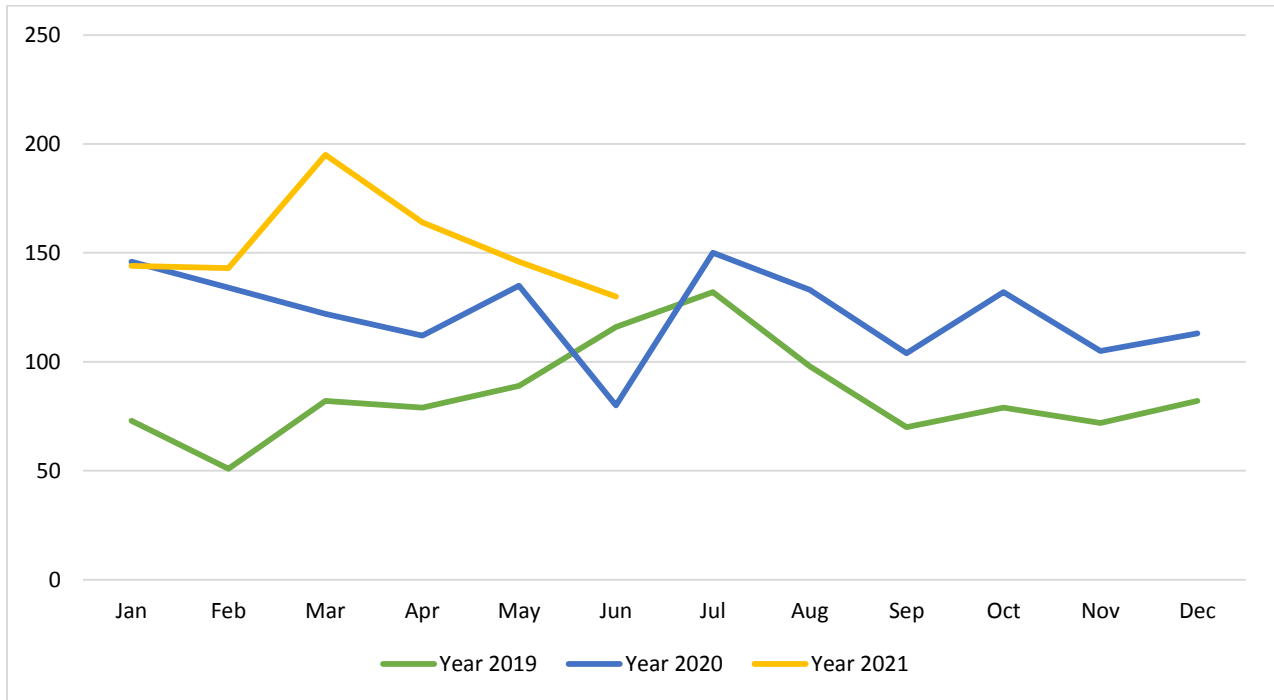


Chart F6 – Traffic Violations by Month, 2019-2021

